


SAMPLE UNDERGROUND TELEVIEWED INSPECTION REPORT

Owner :
Well No. :
Location :
Objective : UTVI was conducted to determine the as-built design and condition of newly built well structure.

- OBSERVATIONS:**
- 1 The Static Water Level (SWL) of the deepwell is 15.6 m bgs as of October 28, 2008.
 - 2 All the stainless steel screens are new, undeformed, in good condition and clean except for minor patches of not well-developed/cleaned sections between 154.8 to 170 mbgs and 206.6-212.6 mbgs.
 - 3 The as-built placement of the well screens are almost similar to the approved well design.
 - 4 The accumulated sediments are 11.8 m thick, from 224.9 down to 236.7 mbgs.

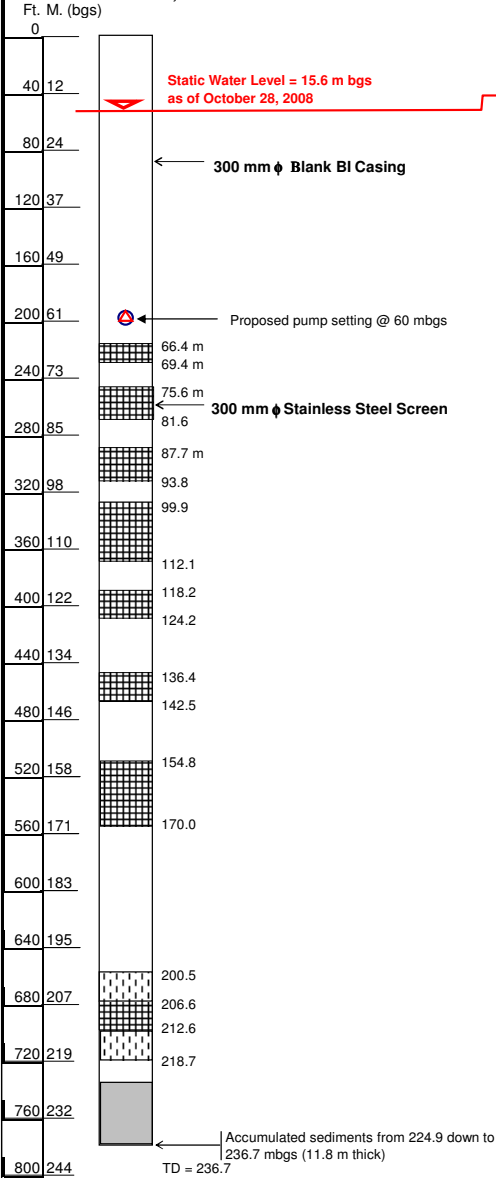
- RECOMMENDATIONS: (As of October 28, 2008)**
- 1 Redevelop/clean stainless steel well screens from 154.8-170.0 and 206.6-212.6 mbgs using compressor.
 - 2 Bail out the 11.80 m thick accumulated sediments at well bottom.

**TYPICAL EXAMPLE OF
TYPICAL CLEAN AND OPEN WELL SCREENS**



(AS-BUILT WELL DESIGN)

October 28, 2008



Side View - showing Static Water Level (SWL) @ 15.6 mbgs




Down View - showing patches of moderately clogged SS Screen at 156.5 mbgs at 87.9 mbgs



Side View - showing clean SS Screen at 86.7 mbgs



Side View - showing not well-developed SS Screen Section at 207.4 mbgs



Down View - showing clean SS Screen at 79.6 mbgs



Side View - showing clean intake slots at 206.1 mbgs



Down View - showing clean SS Screen at 87.9 mbgs



Side View - showing clean intake slots at 213.5 mbgs



Side View - showing clean SS Screen at 142.3 mbgs



Side View - showing the Top of Accumulated Sediments at 224.9 mbgs



Project Title:
Client :

Figure:
Deepwell No. 7 As-Built Design from Underground Televised Inspection
Drawn by/Date: cda 11-24-08
Checked/Approved by/Date: rjo/frs/11-24-08